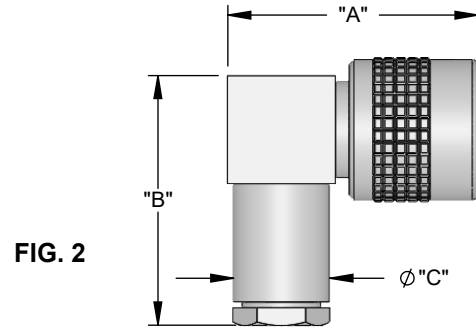
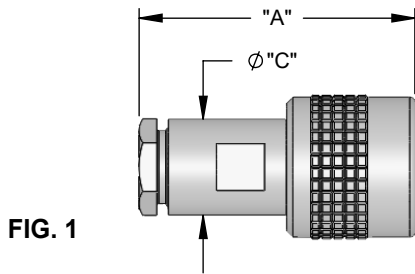


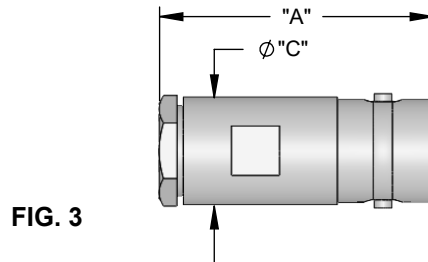
## STRAIGHT & RIGHT ANGLE PLUG - MILITARY CLAMP FOR FLEXIBLE CABLE

FIG.	POL (Z)	CABLE GROUP	MATERIAL	BODY PLATING	CONTACT PLATING	MOUNTING	DIM "A"	DIM "B"	DIM "C"	PART NUMBER
1	-	09	BRASS	NICKEL	GOLD - C	-	1.422 [36.1]	-	.500 [12.7]	35M-1NN-409-00N
1	-	34	BRASS	NICKEL	GOLD - C	-	1.422 [36.1]	-	.750 [19.1]	35M-1NN-434-00N
1	-	12	BRASS	NICKEL	GOLD - C	-	1.422 [36.1]	-	.750 [19.1]	35M-1NN-412-00N
1	-	13	BRASS	NICKEL	GOLD - C	-	1.422 [36.1]	-	.500 [12.7]	35M-1NN-413-00N
1	-	14	BRASS	NICKEL	GOLD - C	-	1.422 [36.1]	-	.500 [12.7]	35M-1NN-414-00N
1	-	21	BRASS	NICKEL	GOLD - C	-	1.422 [36.1]	-	.500 [12.7]	35M-1NN-421-00N
2	-	09	BRASS	NICKEL	GOLD - C	-	1.300 [33.0]	1.600 [40.6]	.500 [12.7]	35M-2NN-409-00N
2	-	34	BRASS	NICKEL	GOLD - C	-	1.300 [33.0]	1.600 [40.6]	.750 [19.1]	35M-2NN-434-00N
2	-	12	BRASS	NICKEL	GOLD - C	-	1.300 [33.0]	1.600 [40.6]	.750 [19.1]	35M-2NN-412-00N
2	-	13	BRASS	NICKEL	GOLD - C	-	1.300 [33.0]	1.600 [40.6]	.500 [12.7]	35M-2NN-413-00N
2	-	14	BRASS	NICKEL	GOLD - C	-	1.300 [33.0]	1.600 [40.6]	.500 [12.7]	35M-2NN-414-00N
2	-	21	BRASS	NICKEL	GOLD - C	-	1.300 [33.0]	1.600 [40.6]	.500 [12.7]	35M-2NN-421-00N



## STRAIGHT JACK - MILITARY CLAMP FOR FLEXIBLE CABLE

FIG.	POL (Z)	CABLE GROUP	MATERIAL	BODY PLATING	CONTACT PLATING	MOUNTING	DIM "A"	DIM "B"	DIM "C"	PART NUMBER
3	-	09	BRASS	NICKEL	GOLD - C	-	1.410 [35.8]	-	.500 [12.7]	35F-1NN-409-00N
3	-	34	BRASS	NICKEL	GOLD - C	-	1.410 [35.8]	-	.750 [19.1]	35F-1NN-434-00N
3	-	12	BRASS	NICKEL	GOLD - C	-	1.410 [35.8]	-	.750 [19.1]	35F-1NN-412-00N
3	-	13	BRASS	NICKEL	GOLD - C	-	1.410 [35.8]	-	.500 [12.7]	35F-1NN-413-00N
3	-	14	BRASS	NICKEL	GOLD - C	-	1.410 [35.8]	-	.500 [12.7]	35F-1NN-414-00N
3	-	21	BRASS	NICKEL	GOLD - C	-	1.410 [35.8]	-	.500 [12.7]	35F-1NN-421-00N

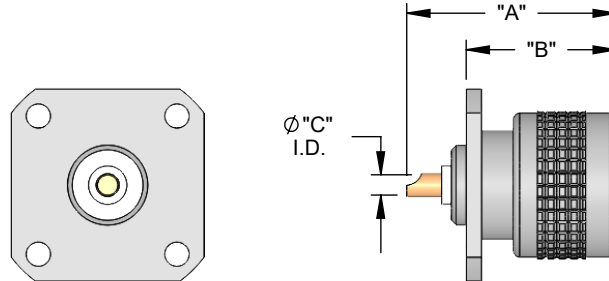


NOTES: 1. "C" CODING IN THE "CONTACT PLATING" COLUMN DESIGNATES A CAPTIVE CONTACT DESIGN.

## STRAIGHT PANEL PLUG RECEPTACLE - SOLDER POT CONTACT

FIG.	POL. (Z)	CABLE GROUP	MATERIAL	BODY PLATING	CONTACT PLATING	MOUNTING	DIM "A"	DIM "B"	DIM "C"	PART NUMBER
1	-	-	BRASS	NICKEL	GOLD - C	FL210	1.090 [27.7]	.780 [19.8]	.106 [2.7]	35M-1FL-000-00N

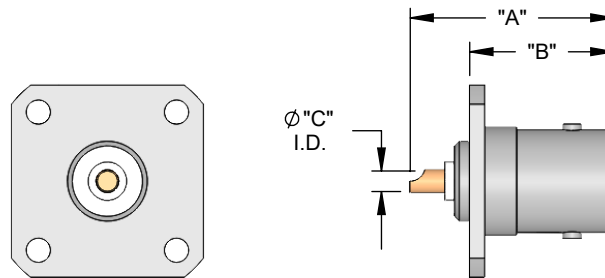
FIG. 1



## STRAIGHT PANEL JACK RECEPTACLE - SOLDER POT CONTACT

FIG.	POL. (Z)	CABLE GROUP	MATERIAL	BODY PLATING	CONTACT PLATING	MOUNTING	DIM "A"	DIM "B"	DIM "C"	PART NUMBER
2	-	-	BRASS	NICKEL	GOLD - C	FL210	1.060 [26.9]	.750 [19.1]	.106 [2.7]	35F-1FL-000-00N

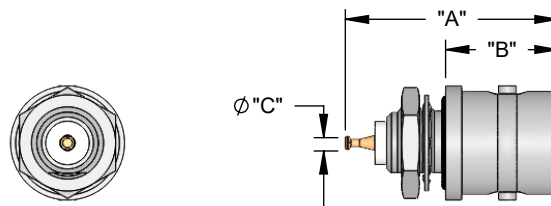
FIG. 2



## STRAIGHT PANEL JACK RECEPTACLE - SOLDER POST CONTACT

FIG.	POL. (Z)	CABLE GROUP	MATERIAL	BODY PLATING	CONTACT PLATING	MOUNTING	DIM "A"	DIM "B"	DIM "C"	PART NUMBER
3	-	-	BRASS	NICKEL	GOLD - C	BK330	1.107 [28.1]	.585 [14.9]	.070 [1.8]	35F-1BK-000-00N

FIG. 3



NOTES: 1. "C" CODING IN THE "CONTACT PLATING" COLUMN DESIGNATES A CAPTIVE CONTACT DESIGN.